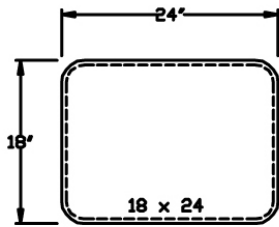


960 SERIES HD LIFT-LID COMBO DESK

usacapitol
PREMIUM QUALITY CLASSROOM FURNITURE



When others are long gone this very-well made in the USA product from Capitol Seating will still be vibrant and structurally sound in every way. Built better to last longer. Enjoy the peace-of-mind that comes with products designed for educational use.



H I G H L I G H T S

- Premium Quality
- Minimum 3-1/2 feet of weld
- 16 Gauge Legs
- 16 Gauge Back-Support
- Lifetime Frame Warranty
- 2 Seat Heights
- 7 Standard Seat Colors
- Hard Chromed after weld

Legacy™ 960 Series Lift-Lid Combination Desk Specifications

Frame: All-tubular design, 1-1/4" diameter, 16-gauge leg supports. 1", 16-gauge side brace is 360-degree arc-welded to both front and rear leg support and top support. A 1", 16-gauge back support is multiple arc-welded to the leg and top support. A 1-1/4", 16-gauge top support is arc-welded integrally with all tube parts for maximum structural integrity. Minimum 3-1/2 feet of total weld. Frame is chrome plated after all welding is complete. The frame shall be contoured to conform to the shape of the seat-back to accept uniform attachments.

Standard Chrome Finish: Chrome is comprised of metal layers (Nickel & Chromium) electrostatically bonded to metal. Our standard is 4-6 mills (25%-50%) more than our competitors) of Nickel; it will not scratch. Our product is chromed on plateable quality tubing after all welding is completed to prevent rusting on unfinished welds.

Book box: Lift-Lid: 22-1/4" x 16" x 5" deep, 20-gauge, one piece, seamless, deep drawn steel box. Embossed shelf and stamped pencil tray. Top attached by full length piano hinge riveted to box and two silent friction hinges which control top. Book box is riveted to frame at five points.

Book box Colors: Available in standard textured Black and textured titanium. Optional textured navy and textured sand. Custom colors available.

Seat & Back: Only 5/8" thick posture contoured solid molded thermo-set plastic with smooth molded edges and permanent color throughout thickness shall be used. Seat size is at least 16" wide x 15-1/2" deep. Back size is at least 14" wide x 6-1/2"



high on all chair heights. Both seat and back must be attached through punched holes on a contoured tubular frame using self-tapping screws into four uniformly drilled holes.

Seat & Back Colors: Standard-Navy, Sand, Wine, Hunter, Slate, Cranberry, Black Optional - Red, Cocoa, Charcoal, Brown, Teal, Maple, Cherry, Oak, Walnut, Mahogany Special - Gold, Orange, Mauve, Plum, Green (Other)

Seat & Back Attachments: Both seat and back are attached through punched holes in tubular frame using self-tapping screws into four uniformly drilled holes. Seats and backs shall be attached in four places each without the use of spacers, washers or noise reducers (attachment systems that create any noise without these devices are not acceptable).

Top: Solid molded thermo-set plastic (18" x 24" x 5/8") with smooth molded edges, pencil groove and homogeneous color. Top is attached using self-tapping screws into seven uniformly drilled holes.

Top Colors: Available in standard Beige and Grey, optional grey nebula, charcoal, maple, oak, cherry, walnut and mahogany.


Warranty:
● Limited Lifetime Frame Warranty
● Ten Year Comprehensive Warranty

Models:
■ 965 15-1/2" Seat Height
■ 967 17-1/2" Seat Height


Standard Hard Plastic Top Colors:




Optional Hard Plastic Top Colors:



Standard Powdercoated Frame Colors:



Optional Powdercoated Frame Colors:



Special Powdercoated Frame Colors Available

Don't see a color you like? You can choose from these optional colors or we will match any color to meet the specific needs of your interior design project.

